

TRITEC

STEEL FABRICATION • ENGINEERING

STEEL WORKS

TRITEC WEAR PRODUCTS

WEAR BUTTONS



WEAR PLATES



CHOCKY BARS



WEAR BLOCKS

TRITEC

STEEL FABRICATION • ENGINEERING

STEEL WORKS

TRITEC WEAR PLATES



Available in a wide range of sizes, Tritec Wear Plates can be used in a combination of our standard sizes to create optimum layouts that provide the greatest impact and wear protection.

Easy to use and install Tritec Wear Plates can be simply welded into place with no pre or post heating. Talk to us about fitting Tritec Wear Plates with studs for bolting into place; it is also possible to cast holes straight through our plates for plug welding.




Perfect for chutes, hoppers, bins, liners, impact walls, rock boxes and a variety of other applications. Tritec has proven its ability to extend the wear life of your critical machinery and facilities.



Superior in abrasion and impact life when compared to alternatives such as Nihard Alloys, Manganese Steels, Hardened tool steels or Overlays. Tritec Wear Plates provide you the ability to quickly change out high wear sections without replacing entire sheets.

| PART NO. | Length (A) in. (mm) | Width (B) in. (mm) | Tritec Wear MTL (C) in. (mm) | Backing (D) in. (mm) | Thickness(E) in. (mm) | Weight lbs. (kg) |
|----------|------------------------|-----------------------|------------------------------------|-------------------------|--------------------------|---------------------|
| T1060WP* | 10" (250) | 6" (150) | 11/16" (17) | 5/16" (8) | 1" (25) | 17 (7.7) |
| T1102WP | 10" (250) | 6" (150) | 1 3/8" (35) | 3/8" (10) | 1 3/4" (45) | 29 (13.2) |
| T1010WP* | 10" (250) | 10" (250) | 11/16" (17) | 5/16" (8) | 1" (25) | 28.5 (12.9) |
| T1103WP | 10" (250) | 10" (250) | 1 1/4" (32) | 1/2" (13) | 1 3/4" (45) | 49.5 (22.5) |
| T1230WP | 12" (300) | 3" (75) | 3/4" (19) | 1/4" (6) | 1" (25) | 10.0 (4.5) |
| T1260WP | 12" (300) | 6" (150) | 11/16" (17) | 5/16" (8) | 1" (25) | 20.0 (9.0) |
| T1212WP | 12" (300) | 12" (300) | 3/4" (19) | 1/4" (6) | 1" (25) | 41 (18.6) |
| T1610WP | 16" (400) | 10 1/2" (268) | 3/4" (19) | 1/4" (6) | 1" (25) | 46 (20.8) |

Please contact us to discuss sizes and shapes not listed.



TRITEC

STEEL FABRICATION • ENGINEERING

STEEL WORKS

PO Box 948
210 East 8th St S
Virginia, MN 55792
Bismarck, ND

218.741.1083 (P)
218.749.3795 (F)
701.516.4123 (P)

mitch@tritecmn.com
www.tritecmn.com

TRITEC

STEEL FABRICATION • ENGINEERING

STEEL WORKS

TRITEC WEAR BLOCKS



Available in a wide range of sizes, Tritec Wear Bars and Blocks can be used in a combination of our standard lengths to create layouts and patterns.

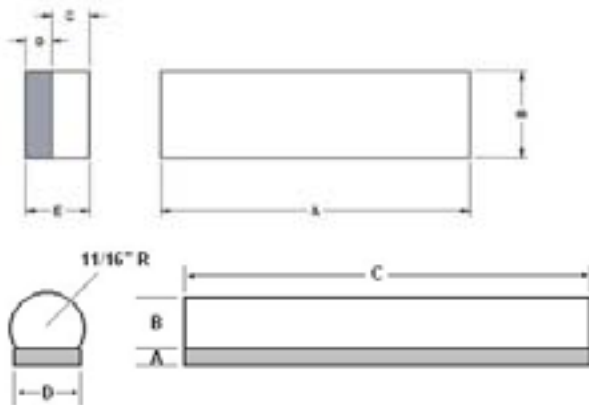
Perfect for corners, edges and hard-to-reach places, use Tritec Wear Bars and Blocks wherever you need impact and wear resistance.

The Tritec 1518 H Round Bar comes in an 18" (dimension C) length incorporating an 11/16" radius round bar bonded to a 1" wide (dimension D) by 5/16" thick (dimension A) mild steel backing plate. The curved radius diverts the flow of material perfectly for edges and hard to reach gaps and corners.



| PART NO. | Length (A) in. (mm) | Width (B) in. (mm) | Tritec Wear MTL (C) in. (mm) | Backing (D) in. (mm) | Thickness(E) in. (mm) | Weight lbs. (kg) |
|----------|------------------------|-----------------------|------------------------------------|-------------------------|--------------------------|---------------------|
| T1027WB | 8" (200) | 1" (25) | 5/8" (15) | 3/8" (10) | 1" (25) | 2.3 (1.04) |
| T1043WB | 3" (75) | 2" (50) | 5/8" (15) | 3/8" (10) | 1 1/4" (30) | 2.2 (1.0) |
| T1001WB | 6" (150) | 3" (75) | 1 1/8" (28) | 3/8" (10) | 1 1/2" (38) | 7.7 (3.5) |
| T1049WB | 6" (150) | 3" (75) | 1 5/8" (40) | 3/8" (10) | 2" (50) | 4.6 (2.1) |
| T1062WB | 6" (150) | 2" (50) | 1 5/8" (40) | 3/8" (10) | 2" (50) | 6.8 (3.1) |
| T1083WB | 11 3/4" (300) | 1" (25) | 5/8" (15) | 3/8" (10) | 1" (25) | 3.4 (1.5) |
| T1046WB | 17" (430) | 2" (50) | 1 5/8" (40) | 3/8" (10) | 2" (50) | 19.2 (8.7) |

Please contact us to discuss sizes and shapes not listed.



TRITEC

STEEL FABRICATION • ENGINEERING

STEEL WORKS

PO Box 948
210 East 8th St S
Virginia, MN 55792
Bismarck, ND

218.741.1083 (P)
218.749.3795 (F)
701.516.4123 (P)

mitch@tritecmn.com
www.tritecmn.com

TRITEC

STEEL FABRICATION • ENGINEERING

STEEL WORKS

TRITEC CHOCKY BARS

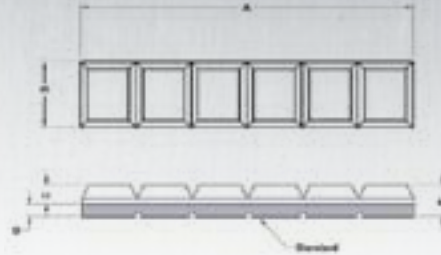
Tritec Chocky Bars are available in a wide range of sizes to fit all of your unique applications and should be considered as an inexpensive, effective protection system for mobile and fixed-plant operations.

Used for a variety of wear protection on buckets, excavators, dragline machines or for lining chutes and rock box edges, Tritec Chocky Bars can be used in conjunction with other wear products to give you that extra advantage.



Easy to use with no excessive cutting when compared to sheets or plates, Tritec Chocky Bars come pre-notched for easy forming onto inside or outside contoured surfaces to provide an extra level of protection for wear and impact applications.

Calculate your own layouts and patterns to cover critical areas and shapes, or contact us to discuss possible applications and uses of Tritec Chocky Bars.



| PART NO. | Length (A) in. (mm) | Width (B) in. (mm) | Tritec Wear MTL (C) in. (mm) | Backing (D) in. (mm) | Thickness(E) in. (mm) | Weight lbs. (kg) |
|----------|------------------------|-----------------------|------------------------------------|-------------------------|--------------------------|---------------------|
| T25CB | 9 1/2" (240) | 1" (25) | 19/32 (15) | 5/16" (8) | 29/23" (32) | 2.0 (0.9) |
| T38CB | 9 1/2" (240) | 1 1/2" (38) | 19/32 (15) | 5/16" (8) | 29/23" (32) | 2.0 (0.9) |
| T50CB | 9 1/2" (240) | 2" (50) | 19/32 (15) | 5/16" (8) | 29/23" (32) | 4.5 (2.0) |
| T65CB | 9 1/2" (240) | 2 1/2" (65) | 19/32 (15) | 5/16" (8) | 29/23" (32) | 6.0 (2.7) |
| T90CB | 9 1/2" (240) | 3 1/2" (90) | 19/32 (15) | 5/16" (8) | 29/23" (32) | 8.0 (3.6) |
| T100CB | 9 1/2" (240) | 4" (100) | 19/32 (15) | 5/16" (8) | 29/23" (32) | 9.2 (4.2) |
| T130CB | 9 1/2" (240) | 5" (130) | 19/32 (15) | 5/16" (8) | 29/23" (32) | 12.5 (5.7) |

Please contact us to discuss sizes and shapes not listed.

All Chocky Bars come with pre-notched backing plates to assist in forming, please specify if you do not want this option.



TRITEC

STEEL FABRICATION • ENGINEERING

STEEL WORKS

PO Box 948
210 East 8th St S
Virginia, MN 55792
Bismarck, ND

218.741.1083 (P)
218.749.3795 (F)
701.516.4123 (P)

mitch@tritecmn.com
www.tritecmn.com

TRITEC WEAR BUTTONS

Easy to use and install with no pre or post heating when welding, Tritec Wear Buttons are a perfect solution for those hard-to-fit locations.

Use them in conjunction with Chocky Bars, Wear Plates or individually, Tritec Wear Buttons can stand up to the toughest impact and wear abrasion.

Available in a wide assortment of sizes, the circular Tritec Wear Buttons can effectively be used on a variety of buckets, loaders, excavators, draglines and bolt protection to name only a few of the countless applications.



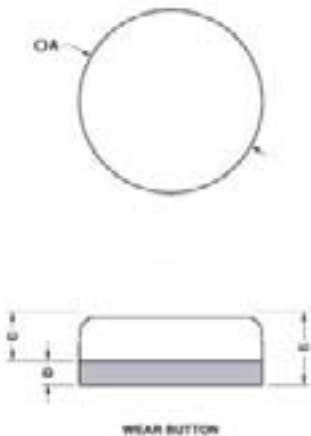
Considered an alternative to labor-intensive hard facing or cutting of expensive strips and sheets of full plate, Tritec Wear Buttons can be used to cover specific problem wear areas.



Perfect for adaptor protection they can be used at conveyor transfer points in any layout of patterns designed to suit your particular wear area providing maximum protection and security while minimizing the effects of heavy impact.

| PART NO. | Diameter (A) in. (mm) | Thickness (B) in. (mm) | Tritec Wear MTL (C) in. (mm) | Backing (D) in. (mm) | Weight lbs. (kg) |
|----------|--------------------------|---------------------------|------------------------------------|-------------------------|---------------------|
| T50BN | 2" (50) | 1" (25) | 5/8" (15.5) | 3/8" (9.5) | 0.9 (.41) |
| T75BN* | 3" (75) | 1" (25) | 5/8" (15.5) | 3/8" (9.5) | 2.0 (.91) |
| T90BN* | 3 1/2" (90) | 1 3/16" (30) | 13/16" (20.5) | 3/8" (9.5) | 3.25 (1.47) |
| T115BN | 4 1/2" (115) | 1 1/4" (32) | 7/8" (22.5) | 3/8" (9.5) | 5.6 (2.54) |
| T150BN | 6" (150) | 1 3/8" (35) | 1" (25) | 3/8" (9.5) | 10 (5.0) |

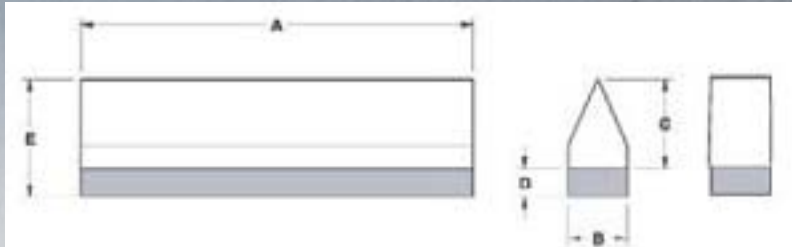
*Indicates size is available with hole in centre.
Please contact us to discuss sizes and shapes not listed.





TRITEC
STEEL FABRICATION • ENGINEERING
STEEL WORKS

TRITEC KNIFE EDGES



| PART NO. | Length (A) in. (mm) | Width (B) in. (mm) | Tritec Wear MTL (C) in. (mm) | Backing (D) in. (mm) | Thickness(E) in. (mm) | Weight lbs. (kg) |
|-----------|------------------------|-----------------------|------------------------------------|-------------------------|--------------------------|---------------------|
| T203-19KN | 8" (203) | ¾" (19) | 1 ½" (38) | ½" (12) | 2" (50) | 2.4 (1.1) |
| T203-25KN | 8" (203) | 1" (25) | 1 ½" (38) | ½" (12) | 2" (50) | 3.3 (1.5) |
| T305-19KN | 12" (305) | ¾" (19) | 1 ½" (38) | ½" (12) | 2" (50) | 3.5 (1.6) |
| T305-25KN | 12" (305) | 1" (25) | 1 ½" (38) | ½" (12) | 2" (50) | 4.9 (2.2) |

Please contact us to discuss sizes and shapes not listed. Please contact us to discuss sizes and shapes not listed.

TRITEC ROLLS

Our Tritec Run-Out Roll has a minimum 650 BHN sleeve that resists wear from hot billets so well it still looks like new when other materials are ready to retire. It has a soft inner roll and inner hub that never needs replacement. When the sleeve does wear out, it can be replaced with a new one, quickly and easily.



For example: Cooling Bed run-out rolls previously made of steel shells with hardfacing applied, had their life increased from 3 ½ months to 1 ½-2 years, while in another case, life increased from 7 months to 2 ½ years with the use of Tritec Rolls. Water box rolls previously made of steel with spray and weld hardfacing had their life increased from 1 ½ months to 6-8 months.

If your run-out rolls are wearing too fast, contact us today for complete details on our Tritec Rolls, or ask about our one piece rolls.



TRITEC
STEEL FABRICATION • ENGINEERING
STEEL WORKS

PO Box 948
210 East 8th St S
Virginia, MN 55792
Bismarck, ND

218.741.1083 (P)
218.749.3795 (F)
701.516.4123 (P)

mitch@tritecmn.com
www.tritecmn.com